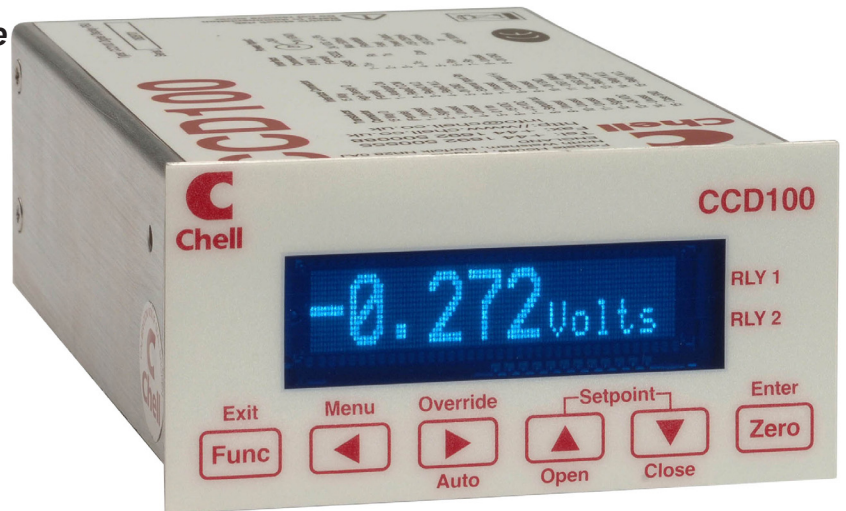


Transducer and Controller Display CCD100

Self contained displays for pressure and flow transducers / controllers

- Fully integrated 5 digit display and power supply for a wide choice of gas mass flowmeters, gas flow controllers, capacitance manometers and all-media pressure transducers.
- RS232, RS485 and analogue interfaces as standard.
- Setpoint input for 'slaved' commands.
- +/- 15 volt and 24 volt transducer supply.
- 16 bit resolution, 0.02% of reading accuracy.
- 0-5 volt set point output programmed from front panel or digital comms.
- Aluminium case for bench top use or panel mounting (1/8 DIN)
- Two programmable alarm outputs (mechanical volt free changeover contacts).
- HR (high resolution) version available with 6 digits of display resolution and optional input linearisation.
- Ethernet interface available.



The CCD100 is an all new design drawing on our experience of manufacturing displays for the last 20 years.

The CCD100 features a graphical VFD display which allows us to display the relevant units on the display as well as generating an easy to use menu structure for configuration.

The CCD100 contains all the features that could be required on a transducer display including digital comms, alarm outputs, configurable units, multiple transducer supplies etc etc. The unit can also be customised for a particular application by the supply of custom firmware.

In addition to the internal setpoint functions, the CCD features an external setpoint input which can be used another process / transducer.

The unit can also be configured to be tamper proof. By hard wiring in the interface connector, the user can lock out the menu command and /or the zero command button.

Much attention has been paid to the menu structure within the CCD100 and in particular the ease of which the setpoint output can be changed. All menus feature backwards and forwards options and numeric input can be both up and down.

The CCD100 is housed within a metal case and takes the form of a standard 1/8 DIN panel mount. The CCD100 can also be used in a desktop configuration.



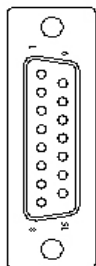
CCD100 Setpoint menu

CCD100 Specifications	
Full scale input	0-5 volt or 0-10 volt
Input impedance	>100KΩ
Measurement resolution	16 bit
Command output	0-5 volt operator selectable
Error	0.02% of reading plus 1 digit
Display type	VFD graphical display
Display range	-9.999 to +99.999 (HR version -9.9999 to +99.9999)
Transducer power supply	±15 volts at 250mA, 24 volts DC at 300mA
Operating temperature range	+5 to+50°C
Storage temperature range	-20 to+70°C
Maximum relative humidity	95% at 50°C (non-condensing)
Warm up time	20 mins
Decimal point selection	Operator selectable from front panel
Power supply	110/115/230 VAC 50/60Hz or 24 VDC
Dimensions	92mm x 45mm x 141mm
Weight	350g
Panel cut out	Standard 1/8 DIN
Mains connector	IEC 320 on in line PSU
Alarm output	2 mechanical changeover relays (max 50VDC)
Digital Comms	
Serial	RS232 or RS485
Baud	19200-57600 8 data bits, no parity, 1 stop bit.
Addressing	a to h
Ethernet (TCP/IP)	Configurable IP address and subnet mask. Single host stack (factory)

Connectors

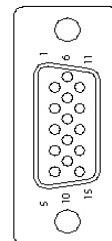
Transducer 15 Way D (Female)

- 2 - Signal+
- 5 - Power ground
- 6 - -15 VDC
- 7 - +15 VDC
- 8 - Set point output
- 11 - Signal return
- 12 - Signal return
- 13 - +24 VDC
- 15 - Case GND



Interface 15 Way High Density D (Female)

- 1 - Analogue output
- 2 - Relay 2 Com*
- 3 - Relay 2 NO*
- 4 - Relay 2 NC*
- 5 - 0v (signal ground)
- 6 - External setpoint return
- 8 - External setpoint
- 10 - 0v (signal ground)
- 11 - TTL input-Disable menu
- 12 - TTL input-Disable zero
- 13 - Relay 1 Com
- 14 - Relay 1 NO
- 15 - Relay 1 NC



0687

Chell Instruments Ltd
Folgate House
Folgate Road
North Walsham
Norfolk NR28 0AJ
England

Tel.: +44 (0)1692 500555
Fax: +44 (0)1692 500088

E-mail : sales@chell.co.uk

Web site : www.chell.co.uk